


New versions of relays RM84, RM85, RM87 in transparent coloured covers



RELPOL S.A. has developed and implemented a special series of transparent miniature relays:

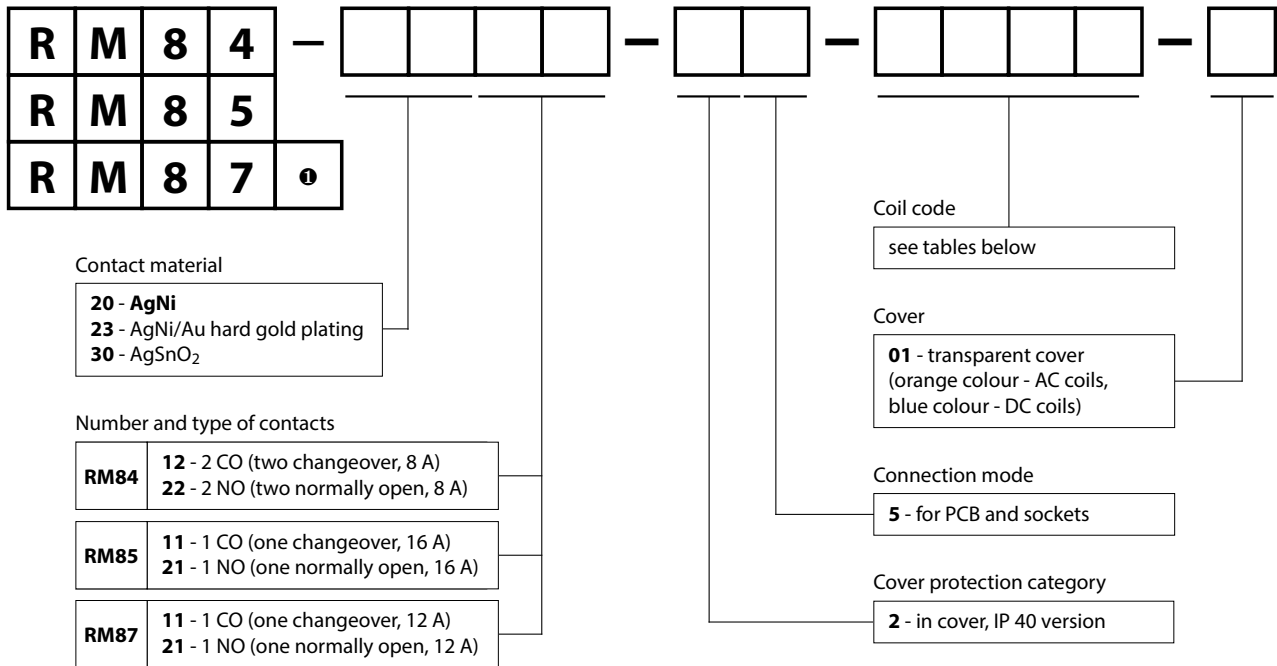
- orange colour - AC coils,
- blue colour - DC coils.

 **repol**® S.A.

The new versions of the relays offer several advantages as compared to the non-transparent versions:

- simple, visual distinguishing between AC and DC control circuits,
- convenient and quick checking of contact status and the relay mechanism,
- colors complying with the commonly used standards,
- mounting in sockets with Push-in terminals, in sockets with screw terminals, on printed circuit boards.

Relays RM84, RM85, RM87 – ordering codes



Examples of ordering code:

RM84-2012-25-5230-01

relay **RM84**, for PCB and sockets, two changeover contacts (rated load 2 x 8 A), contact material AgNi, coil voltage 230 V AC 50/60 Hz, in transparent cover (orange colour) IP 40

RM85-3021-25-1024-01

relay **RM85**, for PCB and sockets, one changeover contact (rated load 16 A), contact material AgSnO₂, coil voltage 24 V DC, in transparent cover (blue colour) IP 40

AC




Coil data - AC voltage version

Rated voltage (50/60 Hz)	Coil code	Coil resistance (20 °C) ②	Coil operating range	
			min. (20 °C)	max. (20 °C)
12 V AC	5012	100 Ω	9,6 V AC	13,2 V AC
24 V AC	5024	400 Ω	19,2 V AC	28,8 V AC
48 V AC	5048	1 550 Ω	38,4 V AC	57,6 V AC
60 V AC	5060	2 600 Ω	48 V AC	72 V AC
110 V AC	5110	8 900 Ω	88 V AC	132 V AC
115 V AC	5115	9 600 Ω	92 V AC	138 V AC
120 V AC	5120	10 200 Ω	96 V AC	144 V AC
220 V AC	5220	35 500 Ω	176 V AC	264 V AC
230 V AC	5230	38 500 Ω	184 V AC	276 V AC
240 V AC	5240	42 500 Ω	192 V AC	288 V AC

Coil data - DC voltage version

Rated voltage	Coil code	Coil resistance (20 °C) ②	Coil operating range	
			min. (20 °C)	max. (20 °C)
3 V DC	1003	22 Ω	2,1 V DC	7,6 V DC
5 V DC	1005	60 Ω	3,5 V DC	12,7 V DC
6 V DC	1006	90 Ω	4,2 V DC	15,3 V DC
9 V DC	1009	200 Ω	6,3 V DC	22,9 V DC
12 V DC	1012	360 Ω	8,4 V DC	30,6 V DC
18 V DC	1018	710 Ω	12,6 V DC	45,9 V DC
24 V DC	1024	1 440 Ω	16,8 V DC	61,2 V DC
36 V DC	1036	3 140 Ω	25,2 V DC	91,8 V DC
48 V DC	1048	5 700 Ω	33,6 V DC	122,4 V DC
60 V DC	1060	7 500 Ω	42 V DC	153 V DC
110 V DC	1110	25 200 Ω	77 V DC	280 V DC

DC



The data in bold type relate to the standard versions of the relays.

① Type of raster: **N** - 3,5 mm; **L** - left 5 mm; **P** - right 5 mm. ② Acceptable resistance ±10% (±15% for 240 V AC).



Export Sales Department: phone +48 68 47 90 832, 951, export@relpol.com.pl, www.relpol.com.pl